

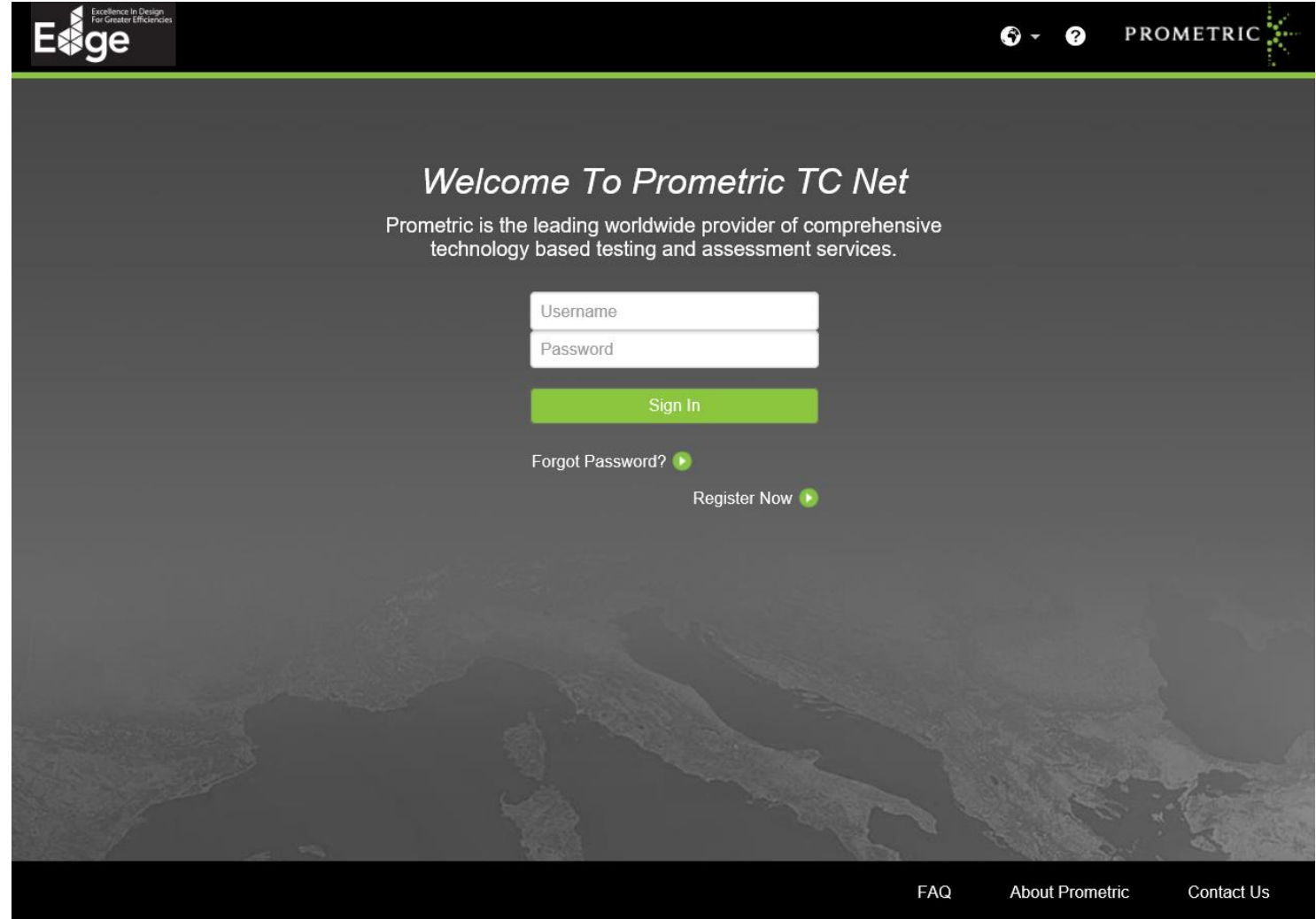


INSTRUCTIONS FOR THE EDGE PRACTICE EXAM

www.edgebuildings.com

STEP 1: LOG IN OR REGISTER

1. Go to [Prometric TC Net](#).
2. If you have taken an EDGE Exam in the past, you may already have an account and can log in directly with your username and password. If you don't have an account, click **Register Now**.



The screenshot shows the Prometric TC Net login and registration interface. At the top left is the 'Edge' logo with the tagline 'Excellence In Design For Greater Efficiencies'. At the top right are icons for a globe, a question mark, and the 'PROMETRIC' logo. The main heading is 'Welcome To Prometric TC Net', followed by the text: 'Prometric is the leading worldwide provider of comprehensive technology based testing and assessment services.' Below this is a login form with two input fields: 'Username' and 'Password'. A green 'Sign In' button is positioned below the password field. Underneath the button are two links: 'Forgot Password?' and 'Register Now', both with right-pointing arrows. The background of the page is a dark, textured image of a globe. At the bottom right, there are three links: 'FAQ', 'About Prometric', and 'Contact Us'.

STEP 2: ENTER PROMETRIC INFO

1. If you already have an account, you can skip to **STEP SIX** (on page seven of this document).

2. Enter your Prometric Testing ID **if you have one**. This field is optional.

3. From the required Select a Test Provider or Program field, choose **EDGE** from the dropdown.

The screenshot displays the 'FIRST TIME REGISTRATION' interface. At the top right, the 'PROMETRIC' logo is visible. Below the title, there are four steps in a progress bar: 'Prometric Info' (highlighted in green), 'Sign In Info', 'Profile Info', and 'Confirm Policy'. To the right of the progress bar, there is a legend: '* Required Field' and 'More Information' (with an information icon). The main form area contains two input fields: 'Prometric Testing ID' (with an information icon) and 'Select a Test Provider or Program *' (with an information icon and a dropdown arrow). The dropdown menu is currently set to '--Select--'. At the bottom of the form, there are two buttons: 'Cancel' and 'Continue'.

STEP 3: CREATE SIGN-IN INFO

1. Create a username and password. Your Username can be your email address or anything else you'd like. Your password must contain at least eight characters and include at least one upper character, one lower character, one number and one symbol.

2. Create two security questions and answers.

The screenshot shows the 'FIRST TIME REGISTRATION' page for Prometric. The 'Sign In Info' step is highlighted in green in the progress bar. The page is divided into two main sections: 'Sign-in Information' and 'Security Question and Answer'. The 'Sign-in Information' section includes fields for 'Username *', 'Password *', and 'Confirm Password *'. The 'Security Question and Answer' section includes a dropdown for 'Questions *', a text input for 'Question Answered *', and two more 'Question *' and 'Question Answered *' pairs. A 'Cancel' button is at the bottom left, and 'Back' and 'Continue' buttons are at the bottom right. The Prometric logo is in the top right corner, and navigation links (FAQ, About Prometric, Contact Us) are in the bottom right corner.

PROMETRIC

FIRST TIME REGISTRATION * Required Field | More Information

Prometric Info **Sign In Info** Profile Info Confirm Policy

Sign-in Information

Username * i
Username

Password * i **Confirm Password ***
Password Confirm Password

Security Question and Answer

Questions *
What is the name of the city in which you were born? ▾

Question Answered * i
Question Answered

Question *
Question


Question Answered *
Question Answered

Cancel Back Continue

FAQ About Prometric Contact Us

STEP 4: ENTER PROFILE INFO

1. Enter all of your profile info.
2. Several entry fields are optional, including the **EDGE Exam Eligibility ID**.



FIRST TIME REGISTRATION * Required Field | [More Information](#)

Prometric Info > Sign In Info > **Profile Info** > Confirm Policy

Name

First Name * **Middle Name / Initial** **Last Name ***

Mailing Address

Mailing Address **Address 2** **City ***

State/Province **Postal Code** **Country ***

Contact Information

Email Address *

Other Information

EDGE Exam Eligibility ID (Optional)

FAQ About Prometric Contact Us

STEP 5: AGREE TO PRIVACY POLICY

- 1. Carefully read the PRIVACY NOTICE FOR USERS OF PROMETRIC SYSTEMS.
- 2. If you agree to comply with the privacy notice, check the box by **I AGREE** and click **Continue**.

PROMETRIC

FIRST TIME REGISTRATION * Required Field | More Information

Prometric Info | Sign In Info | Profile Info | **Confirm Policy**

PRIVACY NOTICE FOR USERS OF PROMETRIC SYSTEMS

At Prometric, protection of your personal information, and making sure you understand how and why it is processed, is of paramount importance to us. As a data processor for your test sponsor, Prometric processes your personal information only for the purposes of registering and scheduling you for a test, administering that test, and processing the results. At no time will your personal information be used by Prometric for any other purpose without your permission. Your personal information, including your test results, will be provided to your test sponsor for the purposes of providing scores, certification, or other benefits to you. The full Prometric Privacy Statement can be found at www.prometric.com/en-us/Pages/privacy. We may employ other companies and individuals to perform functions on our behalf. Our employees, agents and contractors who have access to personally identifiable information are required to protect the information in a manner that is consistent with this Privacy Statement and we seek assurances from such third parties that they will provide the same level of privacy protection as this Privacy Statement requires. We do not transfer information to third parties who are not acting as Prometric's agent or on Prometric's behalf. We may provide access to your personally identifiable information when legally required to do so, to cooperate with police investigations or other legal proceedings, to protect against misuse or unauthorized use of our website, to limit our legal liability and protect our rights, or to protect the rights and safety of visitors to this website or the public. In those instances, the information is provided only for that limited purpose. We will not share your personally identifiable information in ways unrelated to those described herein without providing you with an opportunity to opt out of such use or otherwise prohibit such unrelated uses. Prometric may also disclose your personal data to other Prometric entities for the purpose of providing you with testing information, administering the test, or processing your results. These Prometric entities may be located outside the country in which you take the test, and your personal information may be processed or stored there to provide results and information to your test sponsor. Adequate protection of your personal information is ensured at all Prometric entities. You may access, limit the use of, or change your personal information by contacting your test sponsor during normal business hours. If you test with multiple test sponsors, Prometric may update your personal information for all test sponsors upon receipt of a change to your personal information. The above processing is necessary to administer a test to you, and we cannot register you for a test, if you do not agree to personal information processing by Prometric as described above. You will have to contact your test sponsor if you do not agree to this processing. If you visit our website and volunteer personally identifiable information, you may also modify, update or delete such information at any time by clicking on

I AGREE

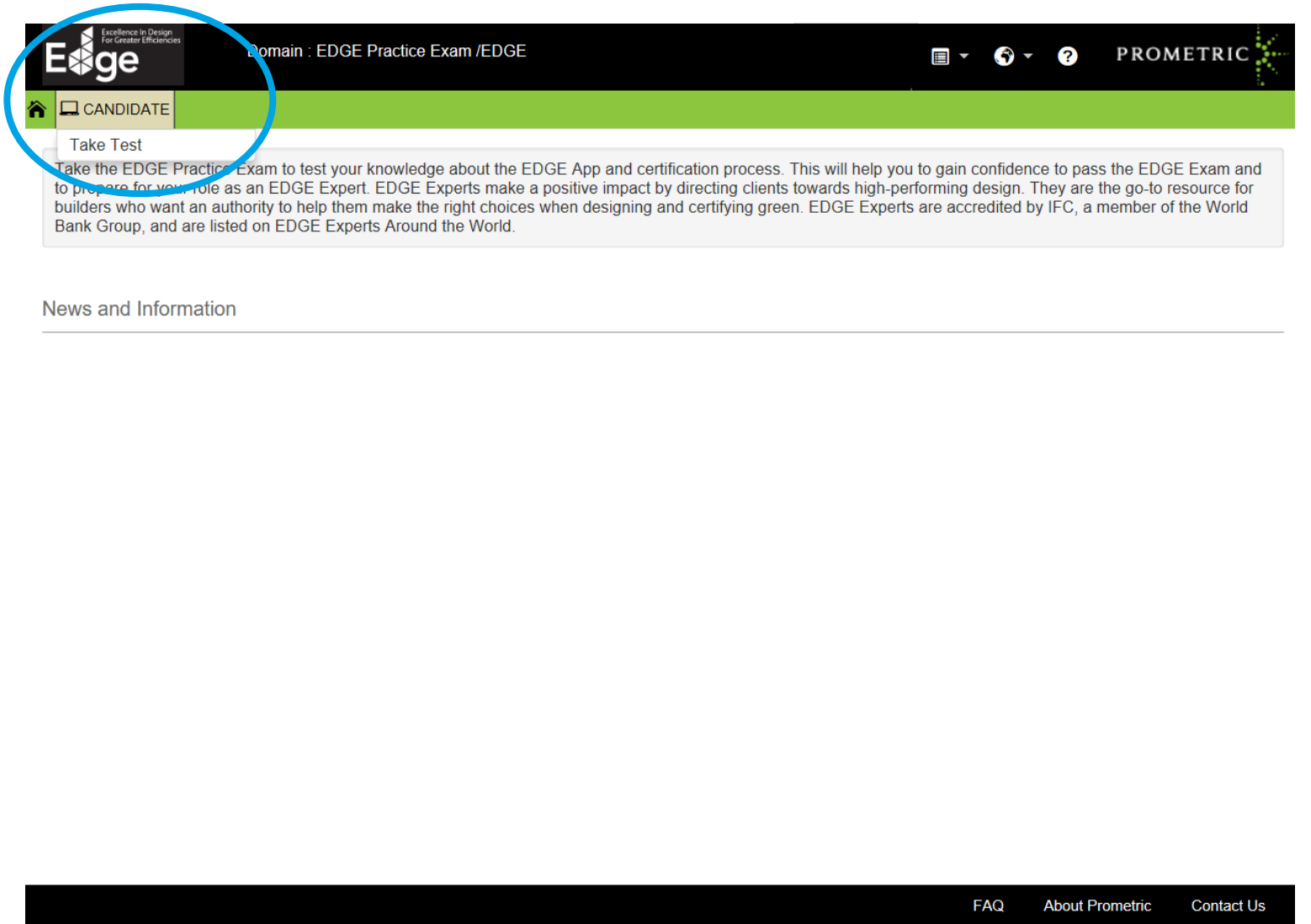
Cancel Back Continue

FAQ About Prometric Contact Us

STEP 6: TAKE TEST

1. Hover over **Candidate** in the upper left-hand corner.

2. Click **Take Test** immediately below the Candidate button.



The screenshot displays the EDGE Practice Exam interface. At the top, the EDGE logo is visible with the tagline "Excellence in Design For Greater Efficiencies". The domain is "EDGE Practice Exam /EDGE". The PROMETRIC logo is in the top right corner. A navigation bar contains a home icon, a "CANDIDATE" button, and a "Take Test" link. A blue circle highlights the "CANDIDATE" button and the "Take Test" link. Below the navigation bar, a text box provides information about the exam: "Take the EDGE Practice Exam to test your knowledge about the EDGE App and certification process. This will help you to gain confidence to pass the EDGE Exam and to prepare for your role as an EDGE Expert. EDGE Experts make a positive impact by directing clients towards high-performing design. They are the go-to resource for builders who want an authority to help them make the right choices when designing and certifying green. EDGE Experts are accredited by IFC, a member of the World Bank Group, and are listed on EDGE Experts Around the World." Below this text box is a "News and Information" section. At the bottom of the page, a footer contains links for "FAQ", "About Prometric", and "Contact Us".

STEP 7: TAKE, RESUME OR REVIEW A TEST





1. Click **Take** to start a new test.

2. Click **Resume** to resume a test you have already started.

3. Click **History** to view a complete history of every test you have taken, including results and payment receipts.

4. Click **Feedback** if you would like to make a suggestion to improve the Prometric system.



	Take Test	Select and take a test.	Take
	Resume Test	Resume a test that you already started. This option is useful if you closed your browser or restarted your computer while taking a test. NOTE: Once you click the "begin test" button, your test time CONTINUES to count down even if you have closed your browser or restarted your computer.	Resume
	Review Scores	View a complete history of every test you have taken, including results and payment receipts.	History
	Feedback	Have a suggestion for the improvement of this system? Our ears are wide open for your feedback.	Feedback

STEP 8: SELECT THE TEST

1. If you choose to take a new test, you will come to this page. There is currently only one option.

2. Click **Submit** to start your practice exam.

The screenshot shows the EDGE Practice Exam selection interface. At the top, the EDGE logo is on the left, and the domain 'EDGE Practice Exam /EDGE' is in the center. On the right, there are icons for a menu, a globe, and a help question mark, followed by the PROMETRIC logo. Below the header is a green bar with a home icon and the text 'CANDIDATE'. The main content area is titled 'SELECT TEST' with a left arrow and an information icon. There are three radio button options: 'Public Tests' (selected), 'Private Tests', and 'Eligibility Tests'. Below these is a 'Sponsor' dropdown menu with 'EDGE' selected. At the bottom, there are two buttons: 'Cancel' on the left and 'Submit' on the right. The footer contains links for 'FAQ', 'About Prometric', and 'Contact Us'.

EDGE
Excellence in Design
For Greater Efficiencies

Domain : EDGE Practice Exam /EDGE

PROMETRIC

CANDIDATE

SELECT TEST ⓘ

Public Tests Private Tests Eligibility Tests

Sponsor

EDGE

Cancel

Submit

FAQ About Prometric Contact Us

STEP 9: REVIEW TEST INVENTORY

1. There is currently only one EDGE Practice Exam. This page will show future exams as they become available. Select **Take Test** to begin your exam.

The screenshot displays the EDGE Practice Exam interface. At the top, the logo for EDGE (Excellence in Design For Greater Efficiencies) is visible, along with the domain name "EDGE Practice Exam /EDGE" and the PROMETRIC logo. Below the header, there is a navigation bar with a home icon and the text "CANDIDATE".

The main content area is titled "SELECT TEST" and includes a "Hierarchy" button. On the left, there is a "Test Hierarchy" panel with a "Other tests" category. On the right, there is a "Test Inventory" table with a search bar and "Search" and "Clear" buttons.

Serial #	Name	Language	Cost	Time Limit	Passing Score	Action
World Bank	EDGE Practice Exam	English (US)	\$30 USD	1 Hour 30 Minutes	Not applicable	Take Test

At the bottom of the page, there is a footer with links for "FAQ", "About Prometric", and "Contact Us".

STEP 10: CONFIRM TEST SELECTION

1. Read the requirements to take this practice exam and then click **Take This Test**.

The screenshot shows the 'CONFIRM TEST SELECTION' page for the EDGE Practice Exam. The page header includes the Edge logo with the tagline 'Excellence In Design For Greater Efficiencies', the domain 'EDGE Practice Exam /EDGE', and the Prometric logo. A green navigation bar contains a home icon and the text 'CANDIDATE'. The main content area is titled 'CONFIRM TEST SELECTION' with an information icon. It is divided into three sections: 'Test Information', 'Requirements', and 'Description'. The 'Test Information' section lists: Test Name (EDGE Practice Exam), Language (English (US)), Time Limit (1 Hour 30 Minutes), Cost (\$30 USD), and Passing Score (Not applicable). The 'Requirements' section lists three conditions: 1. Cookies and javascript must be enabled on your web browser. 2. This test does not require a proctor sign-in (test supervisor). 3. This test does require payment. If you do not start your exam within one hour of payment, the system will automatically cancel your exam and refund your payment. If you want to verify this credit, select Review Scores and click View Receipt. You will see both the payment and credit transactions. The 'Description' section lists 'World Bank'. At the bottom, there are two buttons: 'Cancel' and 'Take This Test!'. The footer contains links for 'FAQ', 'About Prometric', and 'Contact Us'.

Edge Excellence In Design For Greater Efficiencies Domain : EDGE Practice Exam /EDGE PROMETRIC

HOME CANDIDATE

CONFIRM TEST SELECTION ⓘ

Test Information	Requirements
Test Name EDGE Practice Exam	<ol style="list-style-type: none">1. Cookies and javascript must be enabled on your web browser.2. This test does not require a proctor sign-in (test supervisor).3. This test does require payment. If you do not start your exam within one hour of payment, the system will automatically cancel your exam and refund your payment. If you want to verify this credit, select Review Scores and click View Receipt. You will see both the payment and credit transactions.
Language English (US)	
Time Limit 1 Hour 30 Minutes	
Cost \$30 USD	
Passing Score Not applicable	
Description World Bank	

Cancel Take This Test!

FAQ About Prometric Contact Us

STEP 11: PAY FOR YOUR EXAM

1. Enter your **Personal Information**.
2. Enter your **Card Information**. Visa, Mastercard, and American Express are accepted. Click **Submit**.

EDGE Excellence in Design For Greater Efficiencies

Domain : EDGE Practice Exam /EDGE

PROMETRIC

HOME CANDIDATE

PAYMENT ⓘ

Personal Information

Test Price \$ 30 USD

First Name * **Last Name ***
First Name is required Last Name is required

Billing Address *

City * **State/Province**
City is required

Postal Code **Country**

Home Phone # * **Email ***
Email is required

Card Information

Card type

Card number *

Card Security Number * [CVV Help](#)

Card Expiration Month * **Card Expiration Year ***

FAQ About Prometric Contact Us

STEP 12: PREVIEW YOUR PAYMENT

1. Preview your information and click **Process Payment**.

The screenshot shows a web interface for a payment preview. At the top, there is a navigation bar with the EDGE logo, the text "Domain : EDGE Practice Exam /EDGE", a user name "jchesterbrechtel", and the PROMETRIC logo. Below the navigation bar is a green bar with a home icon and the text "CANDIDATE". The main content area is titled "PAYMENT PREVIEW" and is divided into three sections: Billing Address, Personal Information, and Card Information. The Billing Address section shows the address for John Brechtel. The Personal Information section shows the email address john.brechtel@gmail.com and the home phone number 6098955277. The Card Information section shows a MasterCard with the number xxxx-6775 and an expiration date of 06/2022. Below the Card Information section is a Purchase Information section showing the test name "EDGE Practice Exam" and the test price "\$ 30 USD". At the bottom right of the main content area, there are two buttons: "Edit Information" and "Process Payment". At the bottom of the page, there is a footer with links for "FAQ", "About Prometric", and "Contact Us".

EDGE
Excellence in Design
For Greater Education

Domain : EDGE Practice Exam /EDGE

jchesterbrechtel

PROMETRIC

CANDIDATE

PAYMENT PREVIEW ⓘ

Billing Address

John Brechtel
4 Cardigan Road
Hamilton Square, NJ 08690
United States

Card Information

MasterCard xxxx-6775	Card Expiration Date 06/2022
--------------------------------	--

Personal Information

Email
john.brechtel@gmail.com

Home Phone #
6098955277

Purchase Information

Test Name EDGE Practice Exam	Test Price \$ 30 USD
--	--------------------------------

[Edit Information](#) [Process Payment](#)

FAQ About Prometric Contact Us

STEP 13: REVIEW YOUR RECEIPT

1. Review your receipt and click **Launch Test** when you are ready to take your practice exam.

The screenshot shows a web interface for a practice exam. At the top, there is a navigation bar with the 'Edge' logo, the text 'Domain : EDGE Practice Exam /EDGE', a user name 'jchesterbrechtel', and the 'PROMETRIC' logo. Below this is a green bar with a home icon and the word 'CANDIDATE'. The main content area is titled 'PAYMENT RECEIPT' and is divided into several sections: 'Billing Address' (John Brechtel, 4 Cardigan Road, Hamilton Square, NJ 08690, United States), 'Personal Information' (Email: john.brechtel@gmail.com, Home Phone #: 6098955277), 'Card Information' (MasterCard, Card Expiration Date: 06/2022), 'Purchase Information' (Test Name: EDGE Practice Exam, Test Price: \$ 30 USD), and 'Payment information' (Authorization code: 15481905485810167842210, Date: 01/22/2019 8:55:49 PM). A green success message box states 'Success Credit card approved'. Below the receipt, a paragraph explains that the card was charged and provides instructions on how to print the receipt. A green 'Launch Test' button is located at the bottom right of the page. The footer contains links for 'FAQ', 'About Prometric', and 'Contact Us'.

Domain : EDGE Practice Exam /EDGE

jchesterbrechtel

PROMETRIC

CANDIDATE

PAYMENT RECEIPT

Billing Address

John Brechtel
4 Cardigan Road
Hamilton Square, NJ 08690
United States

Card Information

MasterCard xxxx-6775	Card Expiration Date 06/2022
--------------------------------	--

Personal Information

Email
john.brechtel@gmail.com

Home Phone #
6098955277

Purchase Information

Test Name EDGE Practice Exam	Test Price \$ 30 USD
--	--------------------------------

Payment information

Authorization code 15481905485810167842210	Date 01/22/2019 8:55:49 PM
--	--------------------------------------

Success
Credit card approved

Your card was charged for the exam. This page contains your receipt and you may want to print it before continuing. If you are unable to print this page now, you may print this and other receipts at any time from the **Review Scores** menu option on the Candidate Menu.

Launch Test

FAQ About Prometric Contact Us

STEP 14: BEGIN YOUR PRACTICE EXAM

1. Review the instructions and confidentiality agreement for the practice exam.

2. For additional instructions on how to take the exam, click **View a Tutorial**.

3. When you are ready, click **Begin Test**.

The screenshot shows the EDGE Practice Exam interface. At the top, there is a navigation bar with the EDGE logo, the text "Domain : EDGE Practice Exam /EDGE", and the user name "jchesterbrechtel". Below the navigation bar, there is a green bar with a home icon and the text "CANDIDATE". The main content area features the World Bank Group logo and the EDGE logo. Below the logos, there is a "Title" section with the text "EDGE Practice Exam", a "Sponsor" section with the text "EDGE", and a "Time" section with the text "You will have up to 1 Hour 30 Minutes to complete the test. Any questions answered after the time has expired will not be counted. Your time will begin when you view the first question." There is also a "Candidate Navigation" section with the text "You may freely navigate through the items on this test. You may return to an item at any time during your test to review or change your answer." Below this, there are sections for "Instructions" and "Confidentiality Agreement". At the bottom right, there is a "Good luck on your test!" message and a green "Begin Test" button. A "View a Tutorial" button is also visible on the right side of the page.

Domain : EDGE Practice Exam /EDGE

jchesterbrechtel

CANDIDATE

WORLD BANK GROUP

EDGE

Title
EDGE Practice Exam

Sponsor
EDGE

Time
You will have up to **1 Hour 30 Minutes** to complete the test. Any questions answered after the time has expired will not be counted. Your time will begin when you view the first question.

Candidate Navigation
You may freely navigate through the items on this test. You may return to an item at any time during your test to review or change your answer.

Instructions
Take the EDGE Practice Exam to test your knowledge about the EDGE App and certification process. This will help you to gain confidence to pass the EDGE Exam and to prepare for your role as an EDGE Expert. EDGE Experts make a positive impact by directing clients towards high-performing design. They are the go-to resource for builders who want an authority to help them make the right choices when designing and certifying green. EDGE Experts are accredited by IFC, a member of the World Bank Group, and are listed on EDGE Experts Around the World.

Confidentiality Agreement
This exam is confidential and proprietary. It is made available to you, the examinee, solely for the purpose of assessing your proficiency level in the skill area referenced in the title of this exam. You are expressly prohibited from disclosing, publishing, reproducing, or transmitting this exam, in whole or in part in any form or by any means, verbal or written, electronic or mechanical, for any purpose. Giving or receiving assistance during or after the test is a serious breach of security and may result in cancellation of test scores and further disciplinary actions. I agree with all the above statements.

[I DO NOT AGREE with the above confidentiality agreement. Cancel this test.](#)

Good luck on your test!

Begin Test

View a Tutorial

FAQ About Prometric Contact Us

STEP 15: OFFER FEEDBACK

1. After you complete the exam, you will have a chance to offer feedback. The EDGE Team appreciates your feedback.

EDGE Practice Exam

FEEDBACK

This test is now completed.

Please provide your feedback regarding this test. This information will be reviewed by the test's content manager.

Sponsor

EDGE

Feedback